



# BISH ENTERPRISES

*Bish Builds the Best!*



## Lexion® Adapter Combinations

### Largest Combine Header Adapter Selection in North America

- Highest Quality Adapters on the Market, with Complete Solutions Available!

- Large Knowledge Base, We've Been Building Adapters Since 1976!

- Improve your Performance in Some Situations.

- Quality Conversions, Both Functionally and Cosmetically.

### CAT® / Claas® / Lexion® Header Adapters:

#### Complete Solutions

- We Stock the Adapter(s), Upright Kit(s), Telescoping Power Shaft(s), and Electrical Conversion(s)

#### CAT®/Claas®/Lexion® Row Units can be Adapted to Fit Almost Any Combine!

- We Offer a Frame Kit for CAT®/Claas®/Lexion® Row Units to work with:

- CAT® Challenger®
- Case IH®
- Gleaner®
- John Deere®
- New Holland®

- Massey Ferguson®
- Oxbo®
- New Models Being Researched
- Others Can Be Custom Built

#### CAT®/Claas®/Lexion® Combines can be Adapted to Fit Almost Any Header!

- We Offer Kits for CAT®/Claas®/Lexion® Combines to:

- Case IH®
- Gleaner®
- Honey Bee®
- John Deere®

- New Holland®
- Massey Ferguson®
- New Models Being Researched
- Others Can Be Custom Built



508 South D Road - Giltner, NE 68841

61028080

(402) 849-2674 - [www.bishenterprise.com](http://www.bishenterprise.com) - [email@bishcom.com](mailto:email@bishcom.com)

MAKING HISTORY SINCE

1976

100% original



Bish Enterprises is a privately owned company and is not affiliated with or endorsed by CAT®/Claas®/Lexion®, in any way or form. The terms "CAT" or "Claas" or "Lexion", and any images of CAT®/Claas®/Lexion® equipment are for descriptive purposes only and in no way infer or imply that any part or accessory sold by Bish Enterprises or advertised on this website is manufactured, sold, or endorsed by CAT®/Claas®/Lexion®.

\*Prices listed are subject to change without notice. Contact Bish Enterprises for Current Pricing. www.bishenterprise.com

\*\*Prices shown are list price and do not reflect any promotional, bulk, or dealer pricing. Contact Bish Enterprises for dealer or bulk pricing information.

\*\*\*Bish Enterprises is a privately owned company and is not affiliated with or endorsed by Agco, Case IH, CAT®, Claas/Lexion®, Gleaner®, John Deere® or Deere & Company, Massey®, New Holland®, or Shelbourne Reynolds®, in any way or form. The terms "Agco", "Case IH", "CAT", "Claas/Lexion", "Gleaner", "John Deere" or "Deere & Company", "Massey", "New Holland", or "Shelbourne Reynolds" and any images of Agco, Case IH®, CAT®, Claas/Lexion®, Gleaner®, John Deere® or Deere & Company, Massey®, New Holland®, or Shelbourne Reynolds® equipment are for descriptive purposes only and in no way infer or imply that any part or accessory sold by Bish Enterprises or advertised on this website is manufactured, sold, or endorsed by Agco, Case IH®, CAT®, Claas/Lexion®, Gleaner®, John Deere® or Deere & Company, Massey®, New Holland®, or Shelbourne Reynolds®.



# CAT Header Conversion Combinations

PART #	Header Manufacturer	TYPE OF HEAD	Header Model # Year Serial #	Combine Manufacturer	Combine Year Model #'s	Feederhouse Shaft Length / Shaft Type	Conversion Type	Additional Information	Installation Time (Hours)	Header Conversion Components	Telescopic Power Shafts Contact Bish Enterprises For Pricing (Series Options Vary)	Bearing Support Kit (No T.P.S.)	Hydraulic Components Needed	Headsight® Height Conversion (Sensor)	Accessory Components
700-0090		Corn Head			2388 / 2577 (2003 +) Level Land and Field Tracker	<b>All Years</b> 1420 / 1440 / 1460 / 1470 / 1480 / 1482 1620 / 1640 / 1644 / 1660 / 1666 / 1670 / 1680 / 1688 / 2144 / 2166 / 2188 / 2344 / 2366 / 2388	70"  1-1/8" Hex	*Adapter Plate *Relocate TPS Shafts (No kit available)	1-2	\$1,795	Yoke Change or Stub Shaft Adapter	Not Typically Necessary	Not Typically Necessary	Custom Build Please Call	Not Typically Necessary
700-0060		Corn Head	3000 Series		<b>All Years</b> 9400 - S Series / Level Land	83.69"  21 Spline (Must Specify)	*Adapter Plate *Convert to TPS	Remove all Gleaner components from feederhouse & bolt in John Deere adapter Early Contour Master will require torch work on head for clearance. Does not require hyd block since these move with electric actuator	2-3	\$1,795	Please Inquire	Not Typically Necessary	Not Typically Necessary	Custom Build Please Call	Not Typically Necessary
700-0060-9		Corn Head			2388 / 2577 (2003 +) Level Land and Field Tracker	<b>All Years</b> 1420 / 1440 / 1460 / 1470 / 1480 / 1482 1620 / 1640 / 1644 / 1660 / 1666 / 1670 / 1680 / 1688 / 2144 / 2166 / 2188 / 2344 / 2366 / 2389	70"  1-1/8" Hex	HA-60 + HA-09	1	\$2,695	Yoke Change or Stub Shaft Adapter	Not Typically Necessary	Not Typically Necessary	Custom Build Please Call	Not Typically Necessary
700-0008-N		Corn Head Row Head	40, 50A, or 90 Series  Top Cap on Center Frame		<b>All Years</b> 560 / 570 / 575 / 580 / 585 / 730 / 730P / 740 / 740tt / 750 / 750tt / 7400 / 7400tt / 7500 / 7500tt	Narrow Body  70" 21 Spline	*Cut & Weld Kit *Relocate TPS *2" Wedge Kit	Will Need the Dimensions of the Top Bar Yokes need to be shaved for clearance on feederhouse shaft	7-10	\$2,995	1x 28" Female 21 Spline PB Shaved 35 Series On Left Side  1x 28" Female 21 Spline AL 35 Series On Right Side  2x 31" Male 1-1/8" Hex 35 Series	500-0210 - \$450 500-0212 - \$450 500-0214 - \$450	Please Inquire	Please Inquire	N/A
700-0008-N		Corn Head Row Head	40, 50A, or 90 Series  Top Cap on Center Frame		<b>All Years</b> 590 / 595 / 760 / 760tt / 780 / 780tt / 8600 / 8600tt / 8700 / 8700tt / 8800 / 8800tt	Wide Body  80" 21 Spline	*Cut & Weld Kit *Relocate TPS *2" Wedge Kit	Will Need the Dimensions of the Top Bar Yokes need to be shaved for clearance on feederhouse shaft	7-10	\$2,995	1x 28" Female 21 Spline PB Shaved 35 Series On Left Side  1x 28" Female 21 Spline AL 35 Series On Right Side  2x 31" Male 1-1/8" Hex 35 Series	500-0210 - \$450 500-0212 - \$450 500-0214 - \$450	Please Inquire	Please Inquire	N/A
700-0008-N		Corn Head Row Head	40, 50A, or 90 Series		<b>All Years</b> 560 / 570 / 575 / 580 / 585 / 730 / 730P / 740 / 740tt / 750 / 750tt / 7400 / 7400tt / 7500 / 7500tt	Narrow Body  70" 21 Spline	*Cut & Weld Kit *Relocate TPS *2" Wedge Kit	Will Need the Dimensions of the Top Bar Yokes need to be shaved for clearance on feederhouse shaft	7-10	\$2,995	1x 28" Female 21 Spline PB Shaved 35 Series On Left Side  1x 28" Female 21 Spline AL 35 Series On Right Side  2x 31" Male 1-1/8" Hex 35 Series	500-0210 - \$450 500-0212 - \$450 500-0214 - \$450	Please Inquire	Please Inquire	N/A

\*Prices listed are subject to change without notice. Contact Bish Enterprises for Current Pricing. www.bishenterprise.com

\*\*Prices shown are list price and do not reflect any promotional, bulk, or dealer pricing. Contact Bish Enterprises for dealer or bulk pricing information.

\*\*\*Bish Enterprises is a privately owned company and is not affiliated with or endorsed by Agco, Case IH, CAT®, Claas®, Case IH®, John Deere®, or Deere & Company, Massey®, New Holland®, or Shebourn Reynolds®, in any way or form. The terms "Agco", "Case IH", "CAT", "Claas", "Lexion", "Gleaner", "John Deere" or "Deere & Company", "Massey", "New Holland", or "Shebourn Reynolds" and any images of Agco, Case IH®, CAT®, Claas®, Lexion®, Gleaner®, John Deere® or Deere & Company, Massey®, New Holland®, or Shebourn Reynolds® equipment are for descriptive purposes only and in no way infer or imply that any part or accessory sold by Bish Enterprises or advertised on this website is manufactured, sold, or endorsed by Agco, Case IH®, CAT®, Claas®, Lexion®, Gleaner®, John Deere® or Deere & Company, Massey®, New Holland®, or Shebourn Reynolds®.



# CAT Header Conversion Combinations

PART #	Header Manufacturer	TYPE OF HEAD	Header Model # Year Serial #	Combine Manufacturer	Combine Year Model #s	Feederhouse Shaft Length / Shaft Type	Conversion Type	Additional Information	Installation Time (Hours)	Header Conversion Components	Telescopic Power Shafts Contact Bish Enterprises For Pricing (Series Options Vary)	Bearing Support Kit (No T.P.S.)	Hydraulic Components Needed	Headsight® Height Conversion (Sensor)	Accessory Components
700-0008-N	JOHN DEERE	Corn Head Row Head	40, 50A, or 90 Series		All Years 590 / 595 / 760 / 760tt / 780 / 780tt / 8600 / 8600tt / 8700 / 8700tt / 8800 / 8800tt	Wide Body 80" 21 Spline	•Cut & Weld Kit •Relocate TPS •2" Wedge Kit	Will Need the Dimensions of the Top Bar Yokes need to be shaved for clearance on feederhouse shaft	7-10	\$2,995	1x 28" Female 21 Spline PB Shaved 35 Series On Left Side 1x 28" Female 21 Spline AL 35 Series On Right Side 2x 31" Male 1-1/8" Hex 35 Series	500-0210 - \$450 500-0212 - \$450 500-0214 - \$450	Please Inquire	Please Inquire	N/A
700-0008-W	JOHN DEERE	Corn Head Row Head	40, 50A, or 90 Series Top Cap on Center Frame		All Years 560 / 570 / 575 / 580 / 585 / 730 / 730P / 740 / 740tt / 750 / 750tt / 7400 / 7400tt / 7500 / 7500tt	Narrow Body 70" 21 Spline	•Cut & Weld Kit •Relocate TPS •2" Wedge Kit	Will Need the Dimensions of the Top Bar Yokes need to be shaved for clearance on feederhouse shaft	7-10	\$2,995	1x 28" Female 21 Spline PB Shaved 35 Series On Left Side 1x 28" Female 21 Spline AL 35 Series On Right Side 2x 31" Male 1-1/8" Hex 35 Series	500-0210 - \$450 500-0212 - \$450 500-0214 - \$450	Please Inquire	Please Inquire	N/A
700-0008-W	JOHN DEERE	Corn Head Row Head	40, 50A, or 90 Series Top Cap on Center Frame		All Years 590 / 595 / 760 / 760tt / 780 / 780tt / 8600 / 8600tt / 8700 / 8700tt / 8800 / 8800tt	Wide Body 80" 21 Spline	•Cut & Weld Kit •Relocate TPS •2" Wedge Kit	Will Need the Dimensions of the Top Bar Yokes need to be shaved for clearance on feederhouse shaft	7-10	\$2,995	1x 28" Female 21 Spline PB Shaved 35 Series On Left Side 1x 28" Female 21 Spline AL 35 Series On Right Side 2x 31" Male 1-1/8" Hex 35 Series	500-0210 - \$450 500-0212 - \$450 500-0214 - \$450	Please Inquire	Please Inquire	N/A
700-0008-W	JOHN DEERE	Corn Head Row Head	40, 50A, or 90 Series		All Years 560 / 570 / 575 / 580 / 585 / 730 / 730P / 740 / 740tt / 750 / 750tt / 7400 / 7400tt / 7500 / 7500tt	Narrow Body 70" 21 Spline	•Cut & Weld Kit •Relocate TPS •2" Wedge Kit	Will Need the Dimensions of the Top Bar Yokes need to be shaved for clearance on feederhouse shaft	7-10	\$2,995	1x 28" Female 21 Spline PB Shaved 35 Series On Left Side 1x 28" Female 21 Spline AL 35 Series On Right Side 2x 31" Male 1-1/8" Hex 35 Series	500-0210 - \$450 500-0212 - \$450 500-0214 - \$450	Please Inquire	Please Inquire	N/A
700-0008-W	JOHN DEERE	Corn Head Row Head	40, 50A, or 90 Series		All Years 590 / 595 / 760 / 760tt / 780 / 780tt / 8600 / 8600tt / 8700 / 8700tt / 8800 / 8800tt	Wide Body 80" 21 Spline	•Cut & Weld Kit •Relocate TPS •2" Wedge Kit	Will Need the Dimensions of the Top Bar Yokes need to be shaved for clearance on feederhouse shaft	7-10	\$2,995	1x 28" Female 21 Spline PB Shaved 35 Series On Left Side 1x 28" Female 21 Spline AL 35 Series On Right Side 2x 31" Male 1-1/8" Hex 35 Series	500-0210 - \$450 500-0212 - \$450 500-0214 - \$450	Please Inquire	Please Inquire	N/A












\*Prices listed are subject to change without notice. Contact Bish Enterprises for Current Pricing. www.bishenterprise.com

\*\*Prices shown are list price and do not reflect any promotional, bulk, or dealer pricing. Contact Bish Enterprises for dealer or bulk pricing information.


















\*\*\*Bish Enterprises is a privately owned company and is not affiliated with or endorsed by Agco, Case IH®, CAT®, ClaasLexion®, Gleaner®, John Deere® or Deere & Company, Massey®, New Holland®, or Shelbourne Reynolds®, in any way or form. The terms "Agco", "Case IH", "CAT", "ClaasLexion", "Gleaner", "John Deere" or "Deere & Company", "Massey", "New Holland", or "Shelbourne Reynolds" and any images of Agco, Case IH®, CAT®, ClaasLexion®, Gleaner®, John Deere® or Deere & Company, Massey®, New Holland®, or Shelbourne Reynolds® equipment are for descriptive purposes only and in no way refer or imply that any part or accessory sold by Bish Enterprises or advertised on this website is manufactured, sold, or endorsed by Agco, Case IH®, CAT®, ClaasLexion®, Gleaner®, John Deere® or Deere & Company, Massey®, New Holland®, or Shelbourne Reynolds®.



# CAT Header Conversion Combinations

PART #	Header Manufacturer	TYPE OF HEAD	Header Model # Year Serial #	Combine Manufacturer	Combine Year Model #'s	Feederhouse Shaft Length / Shaft Type	Conversion Type	Additional Information	Installation Time (Hours)	Header Conversion Components	Telescopic Power Shafts  Contact Bish Enterprises For Pricing (Series Options Vary)	Bearing Support Kit (No T.P.S.)	Hydraulic Components Needed	Headsight® Height Conversion (Sensor)	Accessory Components
700-0008-1N	 JOHN DEERE	Corn Head Row Head	40, 50A, or 90 Series		All Years 560 / 570 / 575 / 580 / 585 / 730 / 730P / 740 / 740tt / 750 / 750tt / 7400 / 7400tt / 7500 / 7500tt	Narrow Body 70" 21 Spline	Faceplate Adapter	Yokes need to be shaved for clearance on feederhouse shaft	2-4	Please Inquire	2x 26" Female 21 Spline 14 Series 2x 28" Male 1-1/8" Hex 14 Series	500-0208 - \$450 500-0210 - \$450 500-0212 - \$450 500-0214 - \$450	Please Inquire	Please Inquire	N/A
700-0008-1N	 JOHN DEERE	Cutter Bar Platform	200-900 Series		All Years 560 / 570 / 575 / 580 / 585 / 730 / 730P / 740 / 740tt / 750 / 750tt / 7400 / 7400tt / 7500 / 7500tt	Narrow Body 70" 21 Spline	Faceplate Adapter	Yokes need to be shaved for clearance on feederhouse shaft	2-4	Please Inquire	2x 26" Female 21 Spline 14 Series 2x 28" Male 1-1/8" Hex 14 Series	500-0200 - \$650	Please Inquire	Please Inquire	N/A
700-0008-1N	 JOHN DEERE	Corn Head	600 Series (Serial Number Break - 745100)		All Years 560 / 570 / 575 / 580 / 585 / 730 / 730P / 740 / 740tt / 750 / 750tt / 7400 / 7400tt / 7500 / 7500tt	Narrow Body 70" 21 Spline	Faceplate Adapter	Yokes need to be shaved for clearance on feederhouse shaft	2-4	Please Inquire	2x 26" Female 21 Spline 35 Series 2x 28" Male 1-1/4" Hex 35 Series	Not Typically Necessary	Please Inquire	Please Inquire	N/A
700-0008-1N	 JOHN DEERE	Corn Head	600 Series (Serial Number Break 745101-)		All Years 560 / 570 / 575 / 580 / 585 / 730 / 730P / 740 / 740tt / 750 / 750tt / 7400 / 7400tt / 7500 / 7500tt	Narrow Body 70" 21 Spline	Faceplate Adapter	Yokes need to be shaved for clearance on feederhouse shaft	2-4	Please Inquire	Not Typically Necessary	Not Typically Necessary	Please Inquire	Please Inquire	N/A
700-0008-1N	 JOHN DEERE	Cutter Bar Platform	600 Series (30' or shorter)		All Years 560 / 570 / 575 / 580 / 585 / 730 / 730P / 740 / 740tt / 750 / 750tt / 7400 / 7400tt / 7500 / 7500tt	Narrow Body 70" 21 Spline	Faceplate Adapter	Yokes need to be shaved for clearance on feederhouse shaft	2-4	Please Inquire	2x 26" Female 21 Spline 14 Series 2x 28" Male 1-1/8" Hex 14 Series	Not Typically Necessary	Please Inquire	Please Inquire	N/A
700-0008-1N	 JOHN DEERE	Cutter Bar Platform	600 Series (35' or longer)		All Years 560 / 570 / 575 / 580 / 585 / 730 / 730P / 740 / 740tt / 750 / 750tt / 7400 / 7400tt / 7500 / 7500tt	Narrow Body 70" 21 Spline	Faceplate Adapter	Yokes need to be shaved for clearance on feederhouse shaft	2-4	Please Inquire	Not Typically Necessary	Not Typically Necessary	Please Inquire	Please Inquire	N/A
700-0008-1N	 JOHN DEERE	Flex Draper	600 - 700 Series		All Years 560 / 570 / 575 / 580 / 585 / 730 / 730P / 740 / 740tt / 750 / 750tt / 7400 / 7400tt / 7500 / 7500tt	Narrow Body 70" 21 Spline	Faceplate Adapter	Yokes need to be shaved for clearance on feederhouse shaft	2-4	Please Inquire	1x 30" Star Shaped Male Waltersheid Shaft 30" Plastic Shielding	Not Typically Necessary	Please Inquire	Please Inquire	N/A
700-0008-1W	 JOHN DEERE	Corn Head Row Head	40, 50A, or 90 Series		All Years 590 / 595 / 760 / 760tt / 780 / 780tt / 8600 / 8600tt / 8700 / 8700tt / 8800 / 8800tt	Wide Body 80" 21 Spline	Faceplate Adapter	Yokes need to be shaved for clearance on feederhouse shaft	2-4	Please Inquire	2x 26" Female 21 Spline 35 Series 2x 28" Male 1-1/8" Hex 35 Series	500-0208 - \$450 500-0210 - \$450 500-0212 - \$450 500-0214 - \$450	Please Inquire	Please Inquire	N/A
700-0008-1W	 JOHN DEERE	Cutter Bar Platform	200-900 Series		All Years 590 / 595 / 760 / 760tt / 780 / 780tt / 8600 / 8600tt / 8700 / 8700tt / 8800 / 8800tt	Wide Body 80" 21 Spline	Faceplate Adapter	Yokes need to be shaved for clearance on feederhouse shaft	2-4	Please Inquire	2x 26" Female 21 Spline 14 Series 2x 28" Male 1-1/8" Hex 14 Series	500-0200 - \$650	Please Inquire	Please Inquire	N/A

\*Prices listed are subject to change without notice. Contact Bish Enterprises for Current Pricing. www.bishenterprise.com  
\*\*Prices shown are list price and do not reflect any promotional, bulk, or dealer pricing. Contact Bish Enterprises for dealer or bulk pricing information.  
\*\*\*Bish Enterprises is a privately owned company and is not affiliated with or endorsed by Agco, Case IH, CAT®, Claas®, Case IH, John Deere®, or Deere & Company, Massey®, New Holland®, or Shelbourne Reynolds®, in any way or form. The terms "Agco", "Case IH", "CAT", "ClaasLexion", "Gleaner", "John Deere" or "Deere & Company", "Massey", "New Holland", or "Shelbourne Reynolds" and any images of Agco, Case IH, CAT®, ClaasLexion®, Gleaner®, John Deere® or Deere & Company, Massey®, New Holland®, or Shelbourne Reynolds® equipment are for descriptive purposes only and in no way infer or imply that any part or accessory sold by Bish Enterprises or advertised on this website is manufactured, sold, or endorsed by Agco, Case IH, CAT®, ClaasLexion®, Gleaner®, John Deere® or Deere & Company, Massey®, New Holland®, or Shelbourne Reynolds®.

<div><div>CAT Header Conversion Combinations</div></div>															
PART #	Header Manufacturer	TYPE OF HEAD	Header Model # Year Serial #	Combine Manufacturer	Combine Year Model #’s	Feederhouse Shaft Length / Shaft Type	Conversion Type	Additional Information	Installation Time (Hours)	Header Conversion Components	Telescopic Power Shafts <small>Contact Bish Enterprises For Pricing (Series Options Vary)</small>	Bearing Support Kit (No T.P.S.)	Hydraulic Components Needed	Headsight® Height Conversion (Sensor)	Accessory Components
700-0008-1W		Corn Head	600 Series (Serial Number Break - 745100)		All Years 590 / 595 / 760 / 760tt / 780 / 780tt / 8600 / 8600tt / 8700 / 8700tt / 8800 / 8800tt	Wide Body 80" 21 Spline	Faceplate Adapter	Yokes need to be shaved for clearance on feederhouse shaft	2-4	Please Inquire	2x 26" Female 21 Spline 35 Series 2x 28" Male 1-1/4" Hex 35 Series	Not Typically Necessary	Please Inquire	Please Inquire	N/A
700-0008-1W		Corn Head	600 Series (Serial Number Break 745101 - )		All Years 590 / 595 / 760 / 760tt / 780 / 780tt / 8600 / 8600tt / 8700 / 8700tt / 8800 / 8800tt	Wide Body 80" 21 Spline	Faceplate Adapter	Yokes need to be shaved for clearance on feederhouse shaft	2-4	Please Inquire	Not Typically Necessary	Not Typically Necessary	Please Inquire	Please Inquire	N/A
700-0008-1W		Cutter Bar Platform	600 Series (30' or shorter)		All Years 590 / 595 / 760 / 760tt / 780 / 780tt / 8600 / 8600tt / 8700 / 8700tt / 8800 / 8800tt	Wide Body 80" 21 Spline	Faceplate Adapter	Yokes need to be shaved for clearance on feederhouse shaft	2-4	Please Inquire	2x 26" Female 21 Spline 14 Series 2x 28" Male 1-1/8" Hex 14 Series	Not Typically Necessary	Please Inquire	Please Inquire	N/A
700-0008-1W		Cutter Bar Platform	600 Series (35' or longer)		All Years 590 / 595 / 760 / 760tt / 780 / 780tt / 8600 / 8600tt / 8700 / 8700tt / 8800 / 8800tt	Wide Body 80" 21 Spline	Faceplate Adapter	Yokes need to be shaved for clearance on feederhouse shaft	2-4	Please Inquire	Not Typically Necessary	Not Typically Necessary	Please Inquire	Please Inquire	N/A
700-0008-1W		Flex Draper	600 - 700 Series		All Years 590 / 595 / 760 / 760tt / 780 / 780tt / 8600 / 8600tt / 8700 / 8700tt / 8800 / 8800tt	Wide Body 80" 21 Spline	Faceplate Adapter	Yokes need to be shaved for clearance on feederhouse shaft	2-4	Please Inquire	1x 30" Star Shaped Male Waltersheid Shaft 30" Plastic Shielding	Not Typically Necessary	Please Inquire	Please Inquire	N/A
700-0008-9P		Cutter Bar Platform	200 / 900 Series		All Years 590 / 595 / 760 / 760tt / 780 / 780tt / 8600 / 8600tt / 8700 / 8700tt / 8800 / 8800tt	Wide Body 80" 21 Spline	•Cut & Weld Kit •Relocate TPS •2" Wedge Kit	Will Need the Dimensions of the Top Bar	7-10	\$2,995	1x 28" Female 21 Spline PB Shaved 35 Series On Left Side 1x 28" Female 21 Spline AL 35 Series On Right Side 2x Male 1-1/8" Hex 35 Series	500-0200 - \$650	Please Inquire	Please Inquire	N/A
700-0008-9P		Cutter Bar Platform	200 / 900 Series		All Years 560 / 570 / 575 / 580 / 585 / 730 / 730P / 740 / 740tt / 750 / 750tt / 7400 / 7400tt / 7500 / 7500tt	Narrow Body 70" 21 Spline	•Cut & Weld Kit •Relocate TPS •2" Wedge Kit	Will Need the Dimensions of the Top Bar Yokes need to be shaved for clearance on feederhouse shaft	7-10	\$2,995	1x 28" Female 21 Spline PB Shaved 35 Series On Left Side 1x 28" Female 21 Spline AL 35 Series On Right Side 2x Male 1-1/8" Hex 35 Series	500-0200 - \$650	Please Inquire	Please Inquire	N/A
700-0008-6-E		Corn Head	600 Series Serial # -745100		All Years 560 / 570 / 575 / 580 / 585 / 730 / 730P / 740 / 740tt / 750 / 750tt / 7400 / 7400tt / 7500 / 7500tt	Narrow Body 70" 21 Spline	•Cut & Weld Kit •Relocate TPS •2" Wedge Kit	Yokes need to be shaved for clearance on feederhouse shaft	7-10	\$3,995	2x 28" Female 21 Spline 35 Series 2x 31" Male 1-1/4" Hex Male 35 Series or 48" Male 1-1/4" Hex Male 35 Series	Not Typically Necessary	Please Inquire	Please Inquire	N/A



\*Prices listed are subject to change without notice. Contact Bish Enterprises for Current Pricing. www.bishenterprise.com

\*\*Prices shown are list price and do not reflect any promotional, bulk, or dealer pricing. Contact Bish Enterprises for dealer or bulk pricing information.

\*\*\*Bish Enterprises is a privately owned company and is not affiliated with or endorsed by Agco, Case IH, CAT®, Claas®, Case IH, John Deere®, or Deere & Company, Massey®, New Holland®, or Shelbourne Reynolds®, in any way or form. The terms "Agco", "Case IH", "CAT", "Claas", "Case IH", "John Deere" or "Deere & Company", "Massey", "New Holland", or "Shelbourne Reynolds" and any images of Agco, Case IH, CAT®, Claas®, Case IH, John Deere®, or Deere & Company, Massey®, New Holland®, or Shelbourne Reynolds® equipment are for descriptive purposes only and in no way refer or imply that any part or accessory sold by Bish Enterprises or advertised on this website is manufactured, sold, or endorsed by Agco, Case IH, CAT®, Claas®, Case IH, John Deere®, or Deere & Company, Massey®, New Holland®, or Shelbourne Reynolds®.



# CAT Header Conversion Combinations

PART #	Header Manufacturer	TYPE OF HEAD	Header Model # Year Serial #	Combine Manufacturer	Combine Year Model #s	Feederhouse Shaft Length / Shaft Type	Conversion Type	Additional Information	Installation Time (Hours)	Header Conversion Components	Telescopic Power Shafts Contact Bish Enterprises For Pricing (Series Options Vary)	Bearing Support Kit (No T.P.S.)	Hydraulic Components Needed	Headsight® Height Conversion (Sensor)	Accessory Components
700-0008-6-E	JOHN DEERE	Corn Head	600 Series Serial # -745100		All Years 590 / 595 / 760 / 760tt / 780 / 780tt / 8600 / 8600tt / 8700 / 8700tt / 8800 / 8800tt	Wide Body 80" 21 Spline	•Cut & Weld Kit •Relocate TPS •2" Wedge Kit	Yokes need to be shaved for clearance on feederhouse shaft	7-10	\$3,995	2x 28" Female 21 Spline 35 Series 2x 31" Male 1-1/4" Hex Male 35 Series or 48" Male 1-1/4" Hex Male 35 Series	Please Inquire 500-0221 \$450	Please Inquire	Please Inquire	N/A
700-0008-6-L	JOHN DEERE	Corn Head	600 Series Serial # 745101-		All Years 590 / 595 / 760 / 760tt / 780 / 780tt / 8600 / 8600tt / 8700 / 8700tt / 8800 / 8800tt	Wide Body 80" 21 Spline	•Cut & Weld Kit •Relocate TPS •2" Wedge Kit	Yokes need to be shaved for clearance on feederhouse shaft	7-10	\$3,995	Not Typically Necessary	Not Typically Necessary	Please Inquire	Please Inquire	N/A
700-0008-6-L	JOHN DEERE	Corn Head	600 Series Serial # 745101-		All Years 560 / 570 / 575 / 580 / 585 / 730 / 730P / 740 / 740tt / 750 / 750tt / 7400 / 7400tt / 7500 / 7500tt	Narrow Body 70" 21 Spline	•Cut & Weld Kit •Relocate TPS •2" Wedge Kit	Yokes need to be shaved for clearance on feederhouse shaft	7-10	\$3,995	Not Typically Necessary	Not Typically Necessary	Please Inquire	Please Inquire	N/A
700-0008-6P-30	JOHN DEERE	Platform 30 Ft or less	600 Series		All Years 590 / 595 / 760 / 760tt / 780 / 780tt / 8600 / 8600tt / 8700 / 8700tt / 8800 / 8800tt	Wide Body 80" 21 Spline	•Cut & Weld Kit •Relocate TPS •2" Wedge Kit	Yokes need to be shaved for clearance on feederhouse shaft	7-10	\$3,995	1x 28" Female 21 Spline 35 Series 1x 31" Male 1-1/8" Hex Male 35 Series	Not Typically Necessary	Please Inquire	Please Inquire	N/A
700-0008-6P-30	JOHN DEERE	Platform 30 Ft or less	600 Series		All Years 560 / 570 / 575 / 580 / 585 / 730 / 730P / 740 / 740tt / 750 / 750tt / 7400 / 7400tt / 7500 / 7500tt	Narrow Body 70" 21 Spline	•Cut & Weld Kit •Relocate TPS •2" Wedge Kit	Yokes need to be shaved for clearance on feederhouse shaft	7-10	\$3,995	1x 28" Female 21 Spline 35 Series 1x 31" Male 1-1/8" Hex Male 35 Series	Not Typically Necessary	Please Inquire	Please Inquire	N/A
700-0008-6P-35	JOHN DEERE	Platform 35 Ft or more	600 Series		All Years 590 / 595 / 760 / 760tt / 780 / 780tt / 8600 / 8600tt / 8700 / 8700tt / 8800 / 8800tt	Wide Body 80" 21 Spline	•Cut & Weld Kit •Relocate TPS •2" Wedge Kit	Yokes need to be shaved for clearance on feederhouse shaft	7-10	\$3,995	Not Typically Necessary	Not Typically Necessary	Please Inquire	Please Inquire	N/A
700-0008-6P-35	JOHN DEERE	Platform 35 Ft or more	600 Series		All Years 560 / 570 / 575 / 580 / 585 / 730 / 730P / 740 / 740tt / 750 / 750tt / 7400 / 7400tt / 7500 / 7500tt	Narrow Body 70" 21 Spline	•Cut & Weld Kit •Relocate TPS •2" Wedge Kit	Yokes need to be shaved for clearance on feederhouse shaft	7-10	\$3,995	Not Typically Necessary	Not Typically Necessary	Please Inquire	Please Inquire	N/A
700-0120	JOHN DEERE	Corn Head Row Head Cutter Bar Platform	All		520C / 540C / 550C / 560C / 540E / 660 / 660B / 670 / 670B / 680B Level Land Only	90"	•Adapter Plate •Convert to TPS	For Level Land Only. If equipped with Smart-Trac, Head needs to be modified.	1-2	\$1,795	2x 26" Female 21 Spline 14 Series 2x 28" Male 1-1/8" Hex 14 Series	500-0200 - \$650 500-0208 - \$450 500-0210 - \$450 500-0212 - \$450 500-0214 - \$450	Not Typically Necessary	Please Inquire	N/A
700-0011ST	JOHN DEERE	Corn Head Row Head Cutter Bar Platform	All		A Series - A65 / A66 / A75 / A76 / A85 / A86 / C62 Level Land Only	90" 21 Spline	•Relocate Top Toolbar •Wedge	If equipped with Smart-Trac, Head needs to be modified.	31	\$6,995 Including Labor	2x 26" Female 21 Spline 14 Series 2x 28" Male 1-1/8" Hex 14 Series	500-0200 - \$650 500-0208 - \$450 500-0210 - \$450 500-0212 - \$450 500-0214 - \$450	Not Typically Necessary	Please Inquire	N/A

\*Prices listed are subject to change without notice. Contact Bish Enterprises for Current Pricing. www.bishenterprise.com

\*\*Prices shown are list price and do not reflect any promotional, bulk, or dealer pricing. Contact Bish Enterprises for dealer or bulk pricing information.



\*\*\*Bish Enterprises is a privately owned company and is not affiliated with or endorsed by Agco, Case IH®, CAT®, Claas®, Lexion®, Gleaner®, John Deere®, or Deere & Company, Massey®, New Holland®, or Shelbourne Reynolds®, in any way or form. The terms "Agco", "Case IH", "CAT", "Claas/Lexion", "Gleaner", "John Deere" or "Deere & Company", "Massey", "New Holland", or "Shelbourne Reynolds" and any images of Agco, Case IH®, CAT®, Claas/Lexion®, Gleaner®, John Deere® or Deere & Company, Massey®, New Holland®, or Shelbourne Reynolds® equipment are for descriptive purposes only and in no way refer or imply that any part or accessory sold by Bish Enterprises or advertised on this website is manufactured, sold, or endorsed by Agco, Case IH®, CAT®, Claas/Lexion®, Gleaner®, John Deere®, or Deere & Company, Massey®, New Holland®, or Shelbourne Reynolds®.



# CAT Header Conversion Combinations

PART #	Header Manufacturer	TYPE OF HEAD	Header Model # Year Serial #	Combine Manufacturer	Combine Year Model #s	Feederhouse Shaft Length / Shaft Type	Conversion Type	Additional Information	Installation Time (Hours)	Header Conversion Components	Telescopic Power Shafts <small>Contact Bish Enterprises For Pricing (Series Options Vary)</small>	Bearing Support Kit (No T.P.S.)	Hydraulic Components Needed	Headsight® Height Conversion (Sensor)	Accessory Components
700-0036		Corn Heads Only	96C or 98C		<b>All Years</b> 560 / 570 / 575 / 580 / 585 / 730 / 730P / 740 / 740tt / 750 / 750tt / 7400 / 7400tt / 7500 / 7500tt	Narrow Body 70" 21 Spline	•Cut & Weld Kit •Convert or Relocate TPS	Requires parts from 3 adapters (700 - 0270 + 700-0008 + 700-0036) Feeder House Components Provided. Back Drive shaft cut back to center support bearing.	3	\$2,995	2x 28" Female 21 Spline 35 Series 2x 31" Male 1 1/4 Hex 35 Series	Please Inquire	Please Inquire	Custom Build Please Call	Not Typically Necessary
700-0036		Corn Heads Only	96C or 98C		<b>All Years</b> 590 / 595 / 760 / 760tt / 780 / 780tt / 8600 / 8600tt / 8700 / 8700tt / 8800 / 8800tt	Wide Body 80" 21 Spline	•Cut & Weld Kit •Convert or Relocate TPS	Requires parts from 3 adapters (700 - 0270 + 700-0008 + 700-0036) Feeder House Components Provided. Back Drive shaft cut back to center support bearing.	3	\$2,995	2x 28" Female 21 Spline 35 Series 2x 31" Male 1 1/4 Hex 35 Series	Please Inquire	Please Inquire	Custom Build Please Call	Not Typically Necessary
700-5099		Stripper Head	6000		400, 500, 600, or 700 Series	Narrow Body 70" 21 Spline Shaved	•Adapter Plate	750-5060 + other components	3-4	\$4,095	Yoke Change	Not Typically Necessary	Please Inquire	Custom Build Please Call	Not Typically Necessary
700-5100		Stripper Head	6000		400, 500, 600, or 700 Series	Wide Body 80" 21 Spline Shaved	•Adapter Plate	750-5060 + other components	3-4	\$4,095	Yoke Change	Not Typically Necessary	Please Inquire	Custom Build Please Call	Not Typically Necessary
700-9250LX		Dyna-Flex Draper	9250		<b>All Years</b> 560 / 570 / 575 / 580 / 585 / 730 / 730P / 740 / 740tt / 750 / 750tt / 7400 / 7400tt / 7500 / 7500tt	Narrow Body 70" 21 Spline	•Adapter Plate	Remove factory plate & bolt in Bish adapter along with electrical	5-6	\$3,495	Not Typically Necessary	Not Typically Necessary	Included in Headsight Kit	HD0CA12-31A \$9215	Not Typically Necessary
700-9250LX		Dyna-Flex Draper	9250		<b>All Years</b> 590 / 595 / 760 / 760tt / 780 / 780tt / 8600 / 8600tt / 8700 / 8700tt / 8800 / 8800tt	Wide Body 80" 21 Spline	•Adapter Plate	Remove factory plate & bolt in Bish adapter along with electrical	5-6	\$3,495	Not Typically Necessary	Not Typically Necessary	Included in Headsight Kit	HD0CA12-31A \$9215	Not Typically Necessary
700-9250LX		Dyna-Flex Draper	9250		<b>All Years</b> 560 / 570 / 575 / 580 / 585 / 730 / 730P / 740 / 740tt / 750 / 750tt / 7400 / 7400tt / 7500 / 7500tt	Narrow Body 70" 21 Spline	•Adapter Plate	Remove factory plate & bolt in Bish adapter along with electrical	5-6	\$3,495	Not Typically Necessary	Not Typically Necessary	Included in Headsight Kit	HD0CA12-31A \$9215	Not Typically Necessary
700-9250LX		Dyna-Flex Draper	9250		<b>All Years</b> 590 / 595 / 760 / 760tt / 780 / 780tt / 8600 / 8600tt / 8700 / 8700tt / 8800 / 8800tt	Wide Body 80" 21 Spline	•Adapter Plate	Remove factory plate & bolt in Bish adapter along with electrical	5-6	\$3,495	Not Typically Necessary	Not Typically Necessary	Included in Headsight Kit	HD0CA12-31A \$9215	Not Typically Necessary
700-9250LX		Dyna-Flex Draper	9250		<b>All Years</b> 560 / 570 / 575 / 580 / 585 / 730 / 730P / 740 / 740tt / 750 / 750tt / 7400 / 7400tt / 7500 / 7500tt	Narrow Body 70" 21 Spline	•Adapter Plate •Change Yoke	Remove factory plate & bolt in Bish adapter along with electrical	5-6	\$3,995	Not Typically Necessary	Not Typically Necessary	Included in Headsight Kit	HD0CA12-31A \$9215	Not Typically Necessary

\*Prices listed are subject to change without notice. Contact Bish Enterprises for Current Pricing. www. bshenterprise.com  
\*\*Prices shown are list price and do not reflect any promotional, bulk, or dealer pricing. Contact Bish Enterprises for dealer or bulk pricing information.  
\*\*\*Bish Enterprises is a privately owned company and is not affiliated with or endorsed by Agco, Case IH®, CAT®, ClaasLexion®, Gleaner®, John Deere® or Deere & Company, Massey®, New Holland®, or Shebourn Reynolds®, in any way or form. The terms "Agco", "Case IH", "CAT", "ClaasLexion", "Gleaner", "John Deere" or "Deere & Company", "Massey", "New Holland", or "Shebourn Reynolds" and any images of Agco, Case IH®, CAT®, ClaasLexion®, Gleaner®, John Deere® or Deere & Company, Massey®, New Holland®, or Shebourn Reynolds® equipment are for descriptive purposes only and in no way infer or imply that any part or accessory sold by Bish Enterprises or advertised on this website is manufactured, sold, or endorsed by Agco, Case IH®, CAT®, ClaasLexion®, Gleaner®, John Deere® or Deere & Company, Massey®, New Holland®, or Shebourn Reynolds®.

CAT Header Conversion Combinations															
PART #	Header Manufacturer	TYPE OF HEAD	Header Model # Year Serial #	Combine Manufacturer	Combine Year Model #’s	Feederhouse Shaft Length / Shaft Type	Conversion Type	Additional Information	Installation Time (Hours)	Header Conversion Components	Telescopic Power Shafts <small>Contact Bish Enterprises For Pricing (Series Options Vary)</small>	Bearing Support Kit (No T.P.S.)	Hydraulic Components Needed	Headsight® Height Conversion (Sensor)	Accessory Components
700-9250LX		Dyna-Flex Draper	9250		All Years 590 / 595 / 760 / 760tt / 780 / 780tt / 8600 / 8600tt / 8700 / 8700tt / 8800 / 8800tt	Wide Body 80" 21 Spline	•Adapter Plate •Change Yoke	Remove factory plate & bolt in Bish adapter along with electrical	5-6	\$3,995	Not Typically Necessary	Not Typically Necessary	Included in Headsight Kit	HD0CA12-31A \$9215	Not Typically Necessary





# BISH ENTERPRISES

*Bish Builds the Best!*



## Driveline & Repair Parts

**Price Sheet**

Prices listed are subject to change without notice. Contact Bish Enterprises for Current Pricing.

Prices shown are list price and do not reflect any promotional, bulk, or dealer pricing. Contact Bish Enterprises for dealer or bulk pricing information.

Part #	Item	Price
<b>Complete Telescoping Power Shafts</b> (Complete Male and Female Shaft with Yoke)		
	14 Series Single T.P.S ( 18" - 31")	\$450.00
	14 Series Single T.P.S. (18" - 31") - Half Shaft	\$265.00
	14 Series Single T.P.S ( 31" - 60")	\$450.00
	14 Series Single T.P.S ( 31" - 60") - Half Shaft	\$250.00
	35 Series Single T.P.S ( 27" - 31")	\$500.00
	35 Series Single T.P.S ( 18" - 31") - Half Shaft	\$275.00
	35 Series Single T.P.S ( 31" - 40")	\$500.00
	35 Series Single T.P.S ( 31" - 40") - Half Shaft	\$300.00
	35 Series Single T.P.S ( 41" - 60")	\$550.00
	35 Series Single T.P.S ( 41" - 60") - Half Shaft	\$300.00
	44 Series Single T.P.S ( 41" - 60") - Square	\$950.00
	44 Series Single T.P.S ( 41" - 60") - Spline	\$950.00
	AW36 Lengthen Drive Shaft No Yoke	\$250.00
	AW36 Lengthen Drive Shaft 6 Spline Yoke	\$500.00
	AW36 Complete Half Shaft (Male)	\$600.00
	John Deere® Contour Master Shafts	\$550.00
	John Deere® Contour Master Shafts (Refurbished)	\$350.00
	Case® Drive-line for 700-0270 & 700-0375 Kit (AW36 Complete Half Shaft (Male))	\$600.00
<b>Yokes &amp; Cross Kits</b>		
506-200-1400	14 Series Cross Kit	\$35.00
	14 Series Replacement Yoke	\$75.00
506-200-3500	35 Series Cross Kit	\$40.00
	35 Series Replacement Yoke	\$85.00
506-200-4400	44 Series Cross Kit	\$75.00
	44 Series Yoke	\$150.00
506-200-7676	AW-35 Cross Kit	\$37.50

508 South D Road - Giltner, NE 68841

61028080

(402) 849-2674 - [www.bishenterprise.com](http://www.bishenterprise.com) - [email@bishcom.com](mailto:email@bishcom.com)

MAKING HISTORY SINCE

**1976**  
— 100% original —



Bish Enterprises is a privately owned company and is not affiliated with or endorsed by John Deere® or Deere & Company in any way or form. The terms "John Deere" or "Deere & Company", and any images of John Deere® or Deere & Company equipment are for descriptive purposes only and in no way infer or imply that any part or accessory sold by Bish Enterprises or advertised on this website is manufactured, sold, or endorsed by John Deere® or Deere & Company.



# BISH ENTERPRISES

*Bish Builds the Best!*



	AW-35 Yoke	\$85.00
506-201-7989	AW-36 Cross Kit	\$85.00
	AW-36 Yoke	\$90.00

Part #	Item	Price
<b>Stub Adapter</b>		

507-1001	1-1/2" Hex Female x 1-1/4" Hex Male	\$125.00
507-1007	1-1/4" Hex Female x 1-1/4" Hex Male	\$125.00
507-1010	1-1/4" Hex Female x 1-1/8" Hex Male	\$125.00
507-1013	1-1/8" Hex Female to 1-3/8" 6 Spline Male	\$125.00
507-1016	1-1/8" Hex Female x 1-1/4" Hex Male	\$125.00
507-1019	1-1/8" Hex Female x 1-3/8" 21 Spline Male	\$125.00
507-1025	1-3/8" 21 Spline Female x 1-1/4" Hex Male	\$125.00
507-1028	1-3/8" 21 Spline Female x 1-1/8" Hex Male	\$125.00
507-1031	1-3/8" 21 Spline Female x 6 Spline Male	\$125.00
507-1034	1-3/8" 21 Spline QT Female x 1-1/8" Hex Male	\$125.00
507-1037	1-3/8" 6 Spline Female x 1-1/8" Hex Male	\$125.00
507-1040	1-3/8" 6 Spline Female x 1-3/8" 21 Spline Male	\$125.00

Part #	Item	Price
<b>Repositioning Adapters</b>		

507-1101	1-1/8" Hex x 10"	\$125.00
507-1104	1-1/8" Hex x 4"	\$125.00
507-1107	1-3/8" 21 Spline x 3 1/2" Turned	\$125.00
507-1110	1-3/8" 21 Spline x 4"	\$125.00
507-1113	1-3/8" 6 Spline x 3 1/2" Turned	\$125.00
507-1116	1-3/8" 6 Spline x 4"	\$125.00
507-1119	4 Bolt Round Hub	\$125.00
507-1122	Tapered Hub	\$125.00

Part #	Item	Price
<b>Couplers</b>		

507-1201	1" Hex Coupler (with Set Screws)	\$65.00
507-1204	1-1/8 Hex Coupler (with Set Screws)	\$65.00
507-1207	1-1/4 Hex Coupler (with Set Screws)	\$85.00

508 South D Road - Giltner, NE 68841

61028080

(402) 849-2674 - [www.bishenterprise.com](http://www.bishenterprise.com) - [email@bishcom.com](mailto:email@bishcom.com)

MAKING HISTORY SINCE

**1976**  
— 100% original —



Bish Enterprises is a privately owned company and is not affiliated with or endorsed by John Deere® or Deere & Company in any way or form. The terms "John Deere" or "Deere & Company", and any images of John Deere® or Deere & Company equipment are for descriptive purposes only and in no way infer or imply that any part or accessory sold by Bish Enterprises or advertised on this website is manufactured, sold, or endorsed by John Deere® or Deere & Company.



# BISH ENTERPRISES

*Bish Builds the Best!*



507-1210	1-3/8 Hex Coupler (with Set Screws)	\$95.00
507-1213	1-1/2 Hex Coupler (with Set Screws)	\$100.00
507-1216	Pipe Sleeve for 1-1/4" Shaft (Weld On)	\$30.00
Part #	Item	Price
Short Hex Shafts		
	Threaded 1" Hex Shafting (Per foot) 3+ ft.	\$18.00
	Threaded 1-1/8" Hex Shafting (Per foot) 3+ ft.	\$18.75
	Threaded 1-1/4" Hex Shafting (Per foot) 3+ ft.	\$21.00
	Threaded 1-1/2" Hex Shafting (Per foot) 3+ ft.	\$25.00
503-4001	6-1/4" Hex Shaft - Non-Threaded (Bolt-on Collar)	\$65.00
503-4005	8-3/4" Hex Shaft - Threaded (with Lock Collar)	\$100.00
503-4002	8" Hex Shaft - Non-Threaded (Bolt-on Collar)	\$100.00
503-4004	8" Hex Shaft - Threaded (with Lock Collar)	\$100.00
503-4006	10" Hex Shaft - Threaded (with Lock Collar)	\$100.00
503-4003	10" Hex Shaft - Non-Threaded (Bolt-on Collar)	\$100.00
503-4009	18" Hex Shaft - Threaded (with Lock Collar)	\$125.00

508 South D Road - Giltner, NE 68841

61028080

(402) 849-2674 - [www.bishenterprise.com](http://www.bishenterprise.com) - [email@bishcom.com](mailto:email@bishcom.com)

MAKING HISTORY SINCE

**1976**  
— 100% original —



Bish Enterprises is a privately owned company and is not affiliated with or endorsed by John Deere® or Deere & Company in any way or form. The terms "John Deere" or "Deere & Company", and any images of John Deere® or Deere & Company equipment are for descriptive purposes only and in no way infer or imply that any part or accessory sold by Bish Enterprises or advertised on this website is manufactured, sold, or endorsed by John Deere® or Deere & Company.



# BISH ENTERPRISES

*Bish Builds the Best!*



## Hydraulics

### Price Sheet

Prices listed are subject to change without notice. Contact Bish Enterprises for Current Pricing.

Prices shown are list price and do not reflect any promotional, bulk, or dealer pricing. Contact Bish Enterprises for dealer or bulk pricing information.

Part #	Item	Price
992-LAN166915	Dark or light blue coupler for reel aft or reel fore function For John Deere® Header	\$96.60
992-LAN166916	Red coupler for reel drive function For John Deere® Header	\$111.55
992-LAN166917	Yellow coupler for reel return function For John Deere® Header	\$111.55
992-LAN166918	Green coupler for reel lift function For John Deere® Header	\$111.55
992-LAN166987	1/2" coupler O-ring seal repair kit For John Deere® Header	\$17.25
992-LAN166988	3/8" coupler O-ring seal repair kit For John Deere® Header	\$17.25
992-LAN166990	Single point coupler block with no couplers For John Deere® Header	\$251.85
992-LAN166991	Complete single point block (all functions) For John Deere® Header	\$714.15
992-LAN166992	Single point block with reel fore function only For John Deere® Header	\$392.15
992-LAN166993	Single point block with reel fore and reel aft functions For John Deere® Header	\$410.55
992-LAN166994	Single point block with reel drive and reel return functions For John Deere® Header	\$424.35
992-LAN166995	Single point block with reel drive, reel return, and reel lift For John Deere® Header	\$543.95
992-LAN166996	Single point block with reel drive function only For John Deere® Header	\$358.80
992-LAN166997	Single point block with reel fore, reel aft, reel drive, and reel return For John Deere® Header	\$649.75
992-LAN166998	Single point coupler with reel lift function only For John Deere® Header	\$361.10
992-LAN204828BLKS	Coupler block storage bracket with hardware For John Deere® Header	\$67.85
992-LAN204828S	Coupler block storage bracket with hardware For John Deere® Header	\$58.65
992-LAN2P5065-2AFC	Single point coupler block For CNH® corn headers	\$230.00
992-LAN2P5065-5AFC	Single point coupler block CNH® platforms	\$385.25
Part #	Item	Price

508 South D Road - Giltner, NE 68841

61028080

(402) 849-2674 - [www.bishenterprise.com](http://www.bishenterprise.com) - [email@bishcom.com](mailto:email@bishcom.com)

MAKING HISTORY SINCE

1976

100% original



Bish Enterprises is a privately owned company and is not affiliated with or endorsed by John Deere® or Deere & Company in any way or form. The terms "John Deere" or "Deere & Company", and any images of John Deere® or Deere & Company equipment are for descriptive purposes only and in no way infer or imply that any part or accessory sold by Bish Enterprises or advertised on this website is manufactured, sold, or endorsed by John Deere® or Deere & Company.



# BISH ENTERPRISES

***Bish Builds the Best!***



992-LAN3P5065-5GMC	Single point coupler block for the combine side of CNH® headers For John Deere® Header	\$414.00
992-LAN84207	Single point hydraulic kit For John Deere® 50 Series STS combines	\$1,891.75
992-LAN84208	Single point hydraulic kit For John Deere® 50 Series Walker combines	\$1,891.75
992-LAN84209	Single point hydraulic kit For John Deere® 50 Series Walker combines	\$1,891.75
992-LAN84209NE	Single point hydraulic kit For John Deere® 9X00 and 9X10 Series combines	\$1,788.25
992-LANAH225671	Combine side single point hydraulic large valve replacement For John Deere® Combine	\$241.50
992-LANAXE21789	Combine side single point hydraulic small valve replacement For John Deere® Combine	\$208.15

508 South D Road - Giltner, NE 68841

61028080

(402) 849-2674 - [www.bishenterprise.com](http://www.bishenterprise.com) - [email@bishcom.com](mailto:email@bishcom.com)

MAKING HISTORY SINCE

**1976**  
— 100% original —



Bish Enterprises is a privately owned company and is not affiliated with or endorsed by John Deere® or Deere & Company in any way or form. The terms "John Deere" or "Deere & Company", and any images of John Deere® or Deere & Company equipment are for descriptive purposes only and in no way infer or imply that any part or accessory sold by Bish Enterprises or advertised on this website is manufactured, sold, or endorsed by John Deere® or Deere & Company.